



# Unmatched Productivity

## FEED OPTIMISATION

Real time feedback indicates the potential for increased sheet capacity and maximum efficiency.

**Shred More.**



IntelliBAR™ Technology prevents interruptions by indicating when bin & sheet capacity is nearing the limit, or the run time is close to being reached allowing you to shred safely with maximum productivity and convenience.



**100% Jam Proof™**



**SafeSense®**









**Efficiency Meter**



**Bin Full Indicator**



**Run Time Indicator**

	Shredder is powered on and ready to shred.
	Acceptable amount of sheets; can shred more
	Close to optimal amount of sheets; can shred more
	Shredding at optimal efficiency
	Approaching maximum sheet capacity; reduce number of sheets
	Attempting to shred too many sheets; machine will not shred to avoid a jam

### Cycle indicator operation



Machine is close to maximum run time.



Cool down period is needed.

### Bin



Bin is almost full.



Bin is full.

### SafeSense®



Safesense System has been activated and shredding has stopped.

